

AB




KG2

Connect Plus

Term 1

Activity Book





Name:

School:

Class:

Year:

KG2



Connect Plus

Activity Book

Term 1



Wendy Cherry

Foreword

This is a pivotal time in the history of the Ministry of Education and Technical Education (MOETE) in Egypt. We are embarking on the transformation of Egypt's K-12 education system (Education 2.0) starting in September 2018 with KG1, KG2 and Primary 1, continuing to be rolled out year after year until 2030. We are transforming the way in which students learn to prepare Egypt's youth to succeed in a future world that we cannot entirely imagine. The rapid technological advancement and disruptions to industries and the workplace requires MOETE to undergo a major configuration of when to learn and what to learn. The foundational skills of literacy, numeracy and digital literacy are the core. Education at a young age also needs to be multidisciplinary to broaden students' horizons, integrating the essential soft skills and competencies such as communication and critical thinking into the school curriculum. There must be joy in learning so that students are motivated to engage in lifelong learning throughout their lives keeping up and staying ahead of changes in the world.

Curriculum is not the end but the beginning of the important process of changing Egypt's education system. MOETE is very proud to present this new series of textbooks, *Connect Plus*, with the accompanying digital learning materials that capture its vision of the transformation journey. This is the result of much consultation, much thought and a lot of work. We have drawn on the best expertise and experience from national and international organizations and education professionals to support us in translating our vision into an innovative national curriculum framework and exciting and inspiring print and digital learning materials.

The MOETE extends its deep appreciation to its own Center for Curriculum and Instructional Materials Development (CCIMD) and specifically, the CCIMD Director and her amazing team. MOETE is also very grateful to the minister's senior advisors for curriculum and early childhood education. Our deep appreciation goes to Discovery Education, Nahdet Masr, Longman Egypt, UNICEF, UNESCO, World Bank Education Experts and UK Education Experts who, collectively, supported the development of Egypt's national curriculum framework. I also thank the Egyptian Faculty of Education professors who participated in reviewing the national curriculum framework. Finally, I thank each and every MOETE administrator in all MOETE sectors as well as the MOETE subject counsellors who participated in the process.

This transformation of Egypt's education system would not have been possible without the significant support of Egypt's current president, His Excellency President Abdel Fattah El-Sisi. Overhauling the education system is part of the president's vision of 'rebuilding the Egyptian citizen' and it is closely coordinated with the Ministries of Higher Education and Scientific Research, Culture, and Youth and Sports. Education 2.0 is only a part in a bigger national effort to propel Egypt to the ranks of developed countries and to ensure a great future to all of its citizens.

A Word from the Minister of Education and Technical Education

It is my great pleasure to celebrate this extraordinary moment in the history of Egypt where we launch a new education system designed to prepare a new Egyptian citizen proud of his Egyptian, Arab and African roots - a new citizen who is innovative, a critical thinker, able to understand and accept differences, competent in knowledge and life skills, able to learn for life and able to compete globally.

Egypt chose to invest in its new generations through building a transformative and modern education system consistent with international quality benchmarks. The new education system is designed to help our children and grandchildren enjoy a better future and to propel Egypt to the ranks of advanced countries in the near future. The transformation of the Egyptian citizen is Egypt's national project for the years to come and it is the only safeguard for a prosperous future.

The fulfillment of the Egyptian dream of transformation is indeed a joint responsibility among all of us; governmental institutions, parents, civil society, private sector and media institutions. Here, I would like to acknowledge the critical role of our beloved teachers who are the role models for our children and who are the cornerstone of the intended transformation.

I ask everyone of us to join hands towards this noble goal of transforming Egypt through education in order to restore Egyptian excellence, leadership and great civilization.

My warmest regards to our children who will begin this journey and my deepest respect and gratitude to our great teachers.

Dr. Tarek Galal Shawki
Minister of Education and Technical Education

Contents

Let's remember ii

Who am I? _____

Unit 1 I can jump! 2

Unit 2 My community 18

Story: My farm flag 35

The world around me _____

Unit 3 Let's go outside 38

Unit 4 It's a party 54

Story: The zoo 71

Stone Soup 73

Review 1 77

Cut-outs 81





Let's remember

Theme 1:
Who am I?



Look, read and circle

1



doll / robot

2



apron / cap

3



hen / rabbit

4



leaves / fruit

5



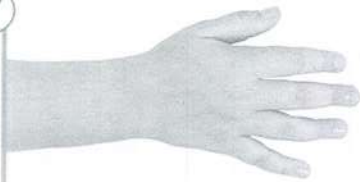
bicycle / bus

6



circle / square

7



hand / foot

8



child / adult

9



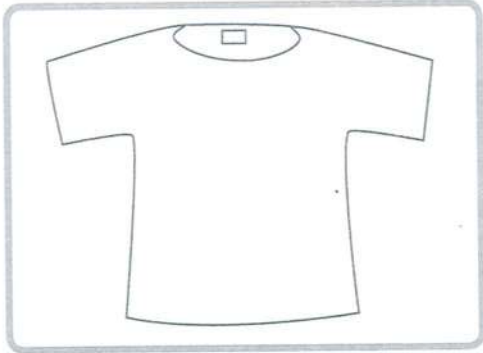
windy / rainy



1 Read, trace and match



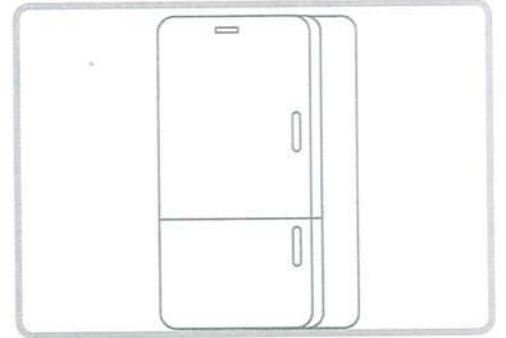

2 say




Clothes



Toys



Food



Animals





Let's remember

Theme 2:
The world around me



1 Look and blend

①



..... sad

②



.....

③



.....




2 Write and say

④



.....

⑤



.....

⑥



.....

⑦



.....



1 Read and choose



2 Write and match

Theme 2: The world around me

travels wood monkey carrots wears




① The plane is made of

② There are six

③ At school, he a uniform.

④ A eats bananas.

⑤ A car on land.



Theme 1:



Who am I?



I can jump!





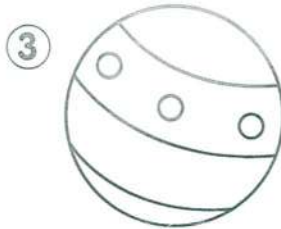
1 Look, read and match



2 Listen and check



3 Color



six

Adam

Dina

blue

red

robot

teddy bear

How old is she?



1 Look, write and say



① He is _____
years old.



② She is _____
_____.



③ He _____
_____.



④ _____
_____.

I can hop



1 Listen and choose. Then point and say

1



2



3



4



2 Look, write and say



1 He can _____.



2 She can _____.

He/She is ...



1 Read and circle



2 Role-play



She is a girl. / He is a boy.



She is a girl. / He is a boy.



She is a girl. / He is a boy.



She is a girl. /
He is a boy.



She is a girl. /
He is a boy.



She is a girl. /
He is a boy.



She is a girl. /
He is a boy.

Language: He is.../She is...

Families are different!

Reading and writing

Unit
1



1 Draw and write



My family

I have _____ brother(s) and _____ sister(s).



Look and write. Then point and say

aunt daddy cousin sister



Language: He is my... / She is my...

My family



1 Look, read and complete

aunts

uncle

cousins



Hany has three _____.

He has two _____.

He has one _____.



2 Draw and write about yourself

I have _____ aunt(s).
I have _____ uncle(s).
I have _____ cousin(s).



1 Read, color and draw



He likes blue.
He likes cars.
He likes apples.



She likes green.
She likes teddy bears.
She likes salad.



kkWw

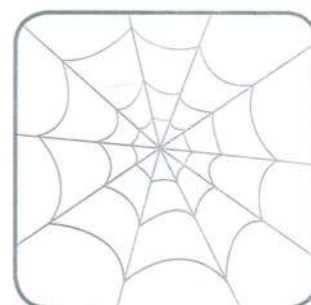
Learn sounds with Busy Bee

Phonics

Unit 1



1 Listen and match. Then trace and say



kick Kareem book web Wael cow



abcdefghijklmnopqrstuvwxyz

Phonics: The k and w sounds



kkWw Learn to write with Busy Bee!



1 Trace and write

monkey

web

kick

wet

1


I can



Blank handwriting lines for practice

2

This is a



Blank handwriting lines for practice

3


I am



Blank handwriting lines for practice

4

This is a



Blank handwriting lines for practice



ABCDEFGHIJKLMNOPQRSTUVWXYZ

Exercising is healthy!

Connect with PE

Unit
1



1 Cut and color. Then stick and say

Healthy

Unhealthy

Language: *This is healthy / unhealthy.*

 Go to page 83

The same or different?



Look, trace and say



same /
different



same /
different



same /
different



same /
different



same /
different



same /
different



A picnic



1 Read and circle



① Adam and Dina are in the park / house.



② Amir has hurt his arm / leg.



③ Amir can / can't run.
④ Amir can / can't climb.



⑤ Amir can jump rope / kick the ball.

A picnic



How does Amir feel? Look, color and trace



happy

sad



happy

sad




happy

sad

An action spinner



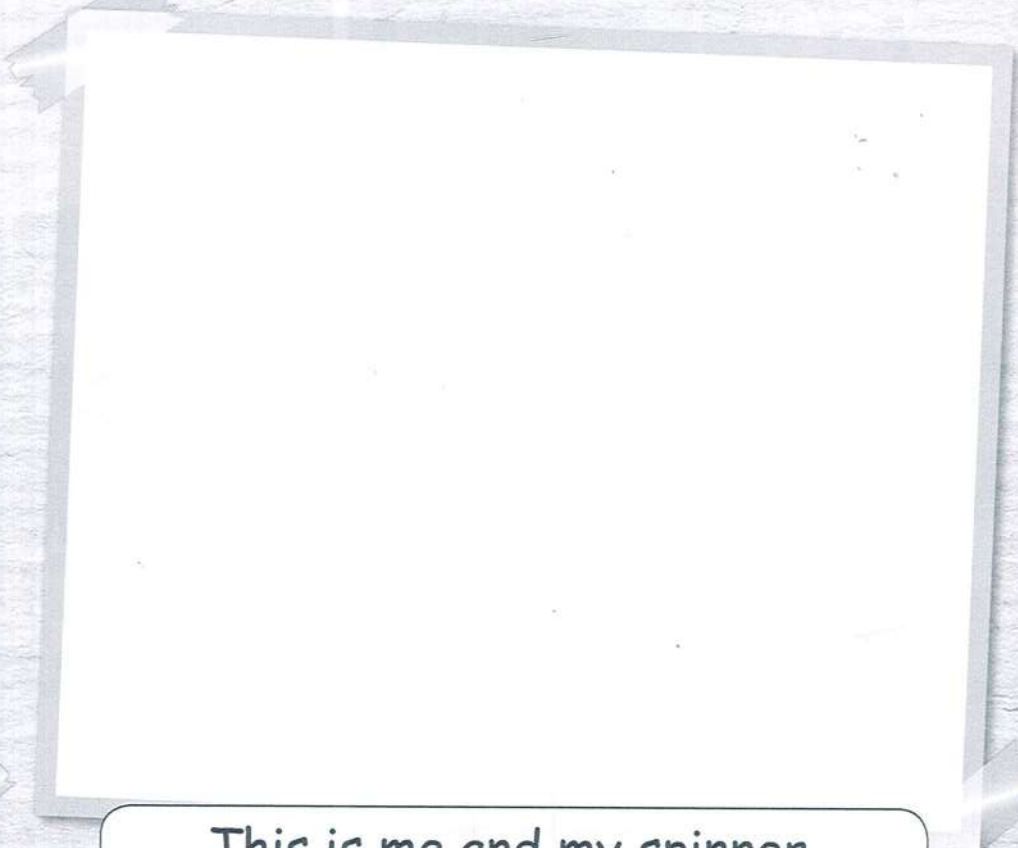
1 Draw and write



This is me. I can _____.



2 Draw or stick and share



This is me and my spinner.

Show and tell



1 Draw and write

My favorite animal is _____.



2 Think and color

Unit 1



3 Color and stick



Unit 1

Teacher assessment




Go to page 85

My community



1 Look, match and say





1 Read and trace

a An author writes books.

b A farmer grows plants.

c A baker makes bread.

d A firefighter puts out fire.


e A doctor helps sick people.

f A scientist does experiments.



2 Match


1



4



2



5



3



6



This is my house

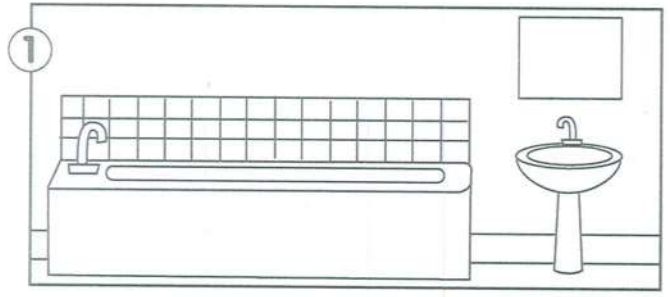


1 Look and write

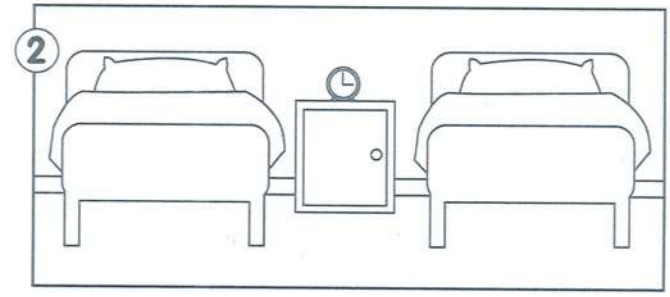


2 Color


kitchen bedroom living room bathroom




This is my _____.



This is my _____.



This is my _____.




This is my _____.

This is my street




Trace and match

- ① This is my street.
- ② This is my village.
- ③ This is my city.
- ④ This is my country.





1 Read and draw



This is my house. I live here.


My street map



1 Think and draw



My house



My street



My tree




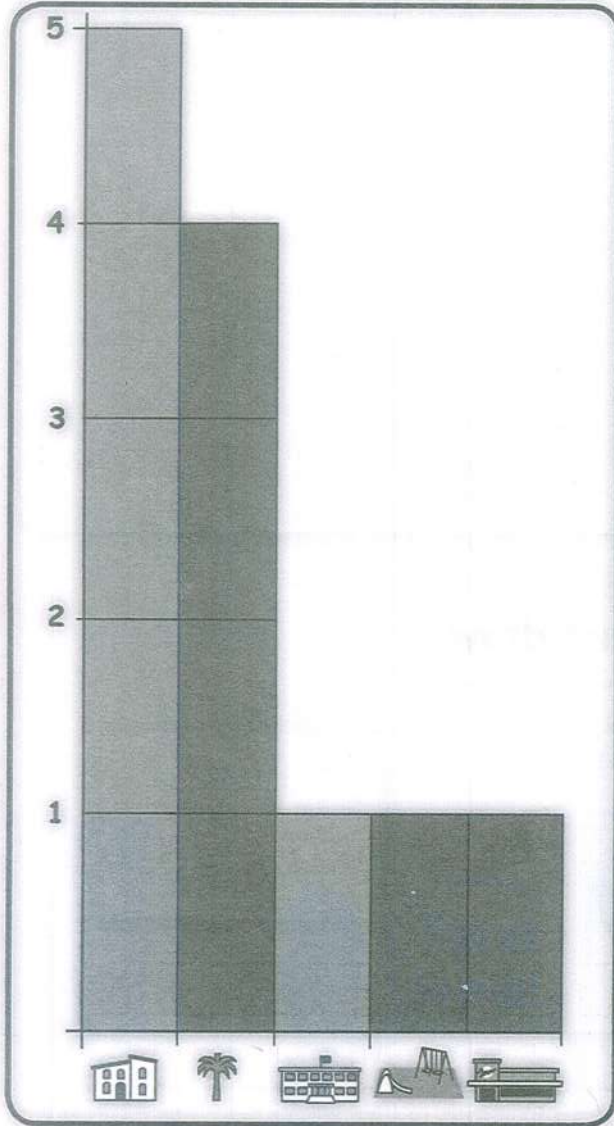
2 What else can you see? Think and draw



1 Look and draw



2 Point and say



There are five houses.


There's one school.



My country, my flag



1 Color the flag



2 Read and complete

eagle red white black

My flag is _____, _____ and _____.

There is a yellow _____.



3 Trace and read

I love Egypt.

27/10/2019



Ff Gg

Learn sounds with Busy Bee!


Phonics

Unit 2



1 Listen and circle f and g. Then color

A dog on a log,
a frog on a flag.
Five little fish,
and a big red bag.



2 Write the words

dog log frog flag five fish big bag

f	1 five	2		
g	1 dog	2	3	4
f and g	1 frog	2		



abcdefghijklmnopqrstuvwxyz

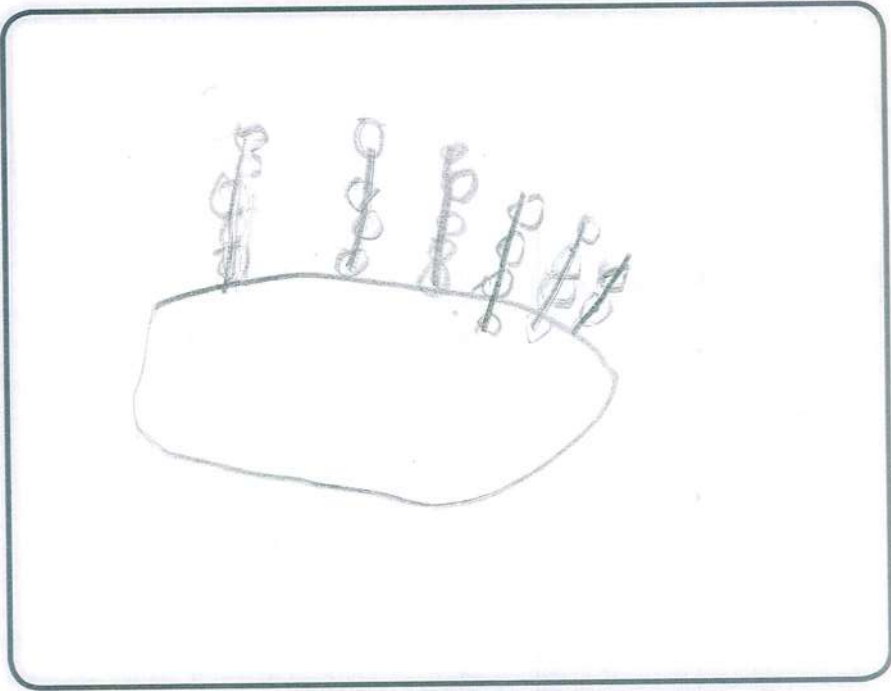



Ff Gg

Learn sounds with Busy Bee!



1 Read, trace and draw



Green fish in the water.

Five frogs on a log.



ABCDEFGHIJKLMNOPQRSTUVWXYZ




Listen, read and number

① Tidy the chairs.

② Clean the tables.





③ Recycle the plastic.



Let's tidy the classroom



Look and match



Let's clean the house!



1 Look and trace



2 Write sentences

1



Dina

2





Adam

3



Busy Bee



Dina cleans
the bedroom.

Blank handwriting lines for writing a sentence.


Blank handwriting lines for writing a sentence.

We can recycle!




1 Cut and stick

P a p e r



2 Trace

P l a s t i c



 Go to page 87

We can recycle.

My community rings


Project **Unit 2**




1 Look, color and trace




2 Read, draw and share



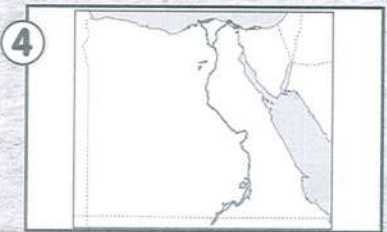
This is my house.



This is my street.



This is my village.



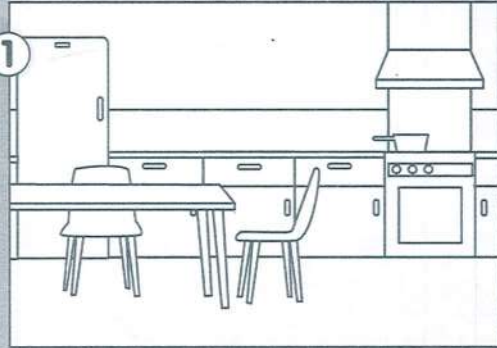
This is my country.




This is a picture of me with my community ring.

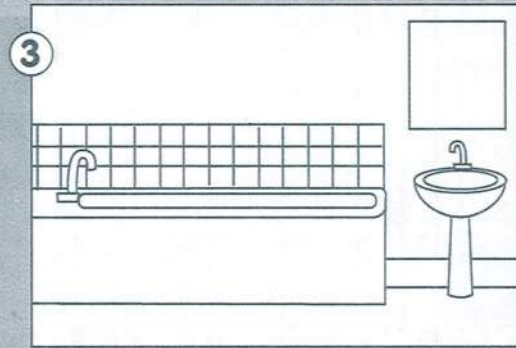
Show and tell

 **1 Read and complete**



This is my _____.


 **2 Say and color**



This is my _____.

 **3 Think and color**



 **4 Color, cut and stick**



Unit 2

My little story book


(Cut and fold to make a story book.)

My name: _____


My farm flag

fold

4




1




Look! A flag and some ink.



fold



The flag is big.



There's a frog on a log.
There's a goat in a boat.
There are five fish in the water.



Theme 2: The world around me



Let's go outside



Find, circle and say




Language: It's a (garden). They're (plants).




1 Read, trace and draw

1




garden

2




bee

3



flower

4



plant

5



butterfly

6



bird

What are these?

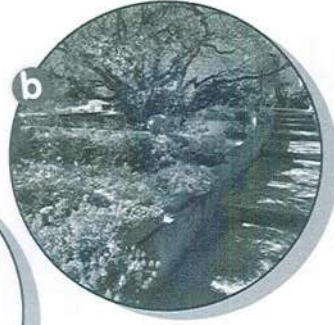



1 Read and trace

① What's this?



2 Look and complete

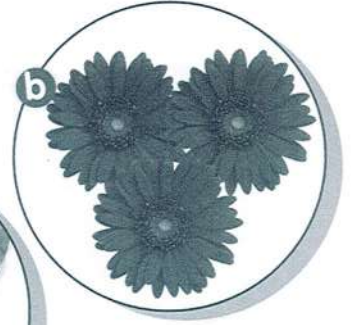

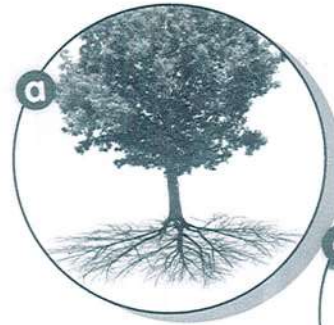


a It's a

b

c

② What are these?



a They're

b

c

The night sky



1 Look, write and color

shadow star moon


1



2



3



2 Listen, sing and match

1



3



2



4



The sun in the sky



Cut, color and stick


A large workspace for a craft project. It features a dark grey background with a wavy horizon line at the bottom. In the center, there are two simple line drawings of pine trees. Above the horizon, there are several empty rectangular boxes of varying sizes and a central circle, all intended for students to draw or stick their work. The sky area is dotted with small white stars.

 Go to page 89


Near or far?



Read and draw



The sun is near.
The shadow is big.



The sun is far.
The shadow is small.

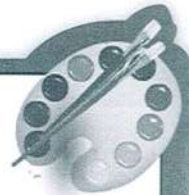
My day



1 Draw and write



Blank drawing area for the morning activity.



Blank drawing area for the night activity.

In the morning I

At night I

My day



1 Look and act



2 Say



Language: *get up, go to (school), eat (breakfast).*



Ll Xx Yy

Learn sounds with Busy Bee!




1 Listen and choose



l/x/y



l/x/y



l/x/y



l/x/y



l/x/y



l/x/y



l/x/y



abcdefghijklmnopqrstuvwxyz

Phonics: the i, x and y sounds



Ll Xx Yy


Learn to write with Busy Bee!



Trace, read and draw



A fox in a box.



Yunis has six
yellow lemons.









ABCDEFGHIJKLMNOPQRSTUVWXYZ

Matching shadows



1 Cut, color and stick



2 Ask and answer

 Go to page 91

Language : *What's this? / What're these?*

This is a (star). / These are (butterflies).

Shadows



1 Look and make

You need:



2 Trace

This is Busy Bee's shadow.




Go to page 91

It's my shadow!




Look and tick

①



②






1 Look and draw



2 Ask and answer



Why is the shadow big?
Why is the shadow small?

A shadow picture




1 Look and say

1



2



3



4



5



6



2 Draw or stick, and share

This is a picture
of me with my
shadow picture.

Show and tell



1 Look, do and say



Language : *It's a bird.*

Teacher assessment



Unit review

Unit
3




2 Think and color

Unit 3



3 Color, cut and stick



Unit 3




Go to page 85




It's a party!



Find and number



1



1 balloon

2 cake

3 decoration

4 ice cream

5 orange juice

6 pizza

7 yogurt



Match and write

b c
d i
p
o y

pizza



_alloon



_ake



_ogurt



_range juice



_ce cream



_ecoration



pizza

Let's be polite!



1 Look, order and write

1



2



have please? Can pizza, some I

you here yes, are.


Celebrations



Look and trace



Eid al Fitr




New Year



Sham el Nessim



Christmas



1 Read, write and draw

A large, empty rectangular box with a thin black border, intended for drawing or writing.

I like celebrating

Let's count



1 Count and color

1

2

3

4


It's time to celebrate!



Look, read and choose



eat / invite



arrive / invite



set up / clean up



set up / arrive



clean up / eat

A party



1 Read and match



1 She invites



2 He sets up



3 He arrives



4 She eats



5 He cleans up

a at the party.

b ice cream.

c after the party.

d her friends.

e the decorations.

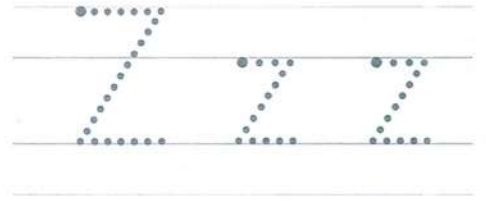

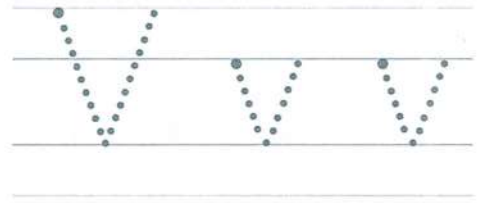

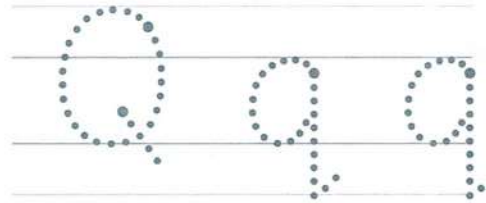


QqVvZz

Learn sounds with Busy Bee



Listen and match. Then trace and say



abcdefghijklmnopqrstuvwxyz



QqVvZz Learn to write with Busy Bee!



Read, trace and write

van

question

zoo

The vet is in the



The zebra is in the



The Queen asks a



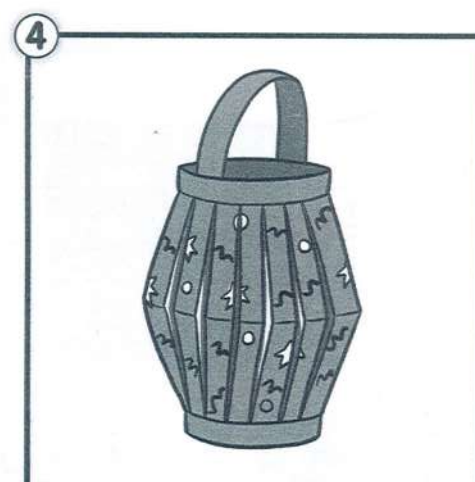

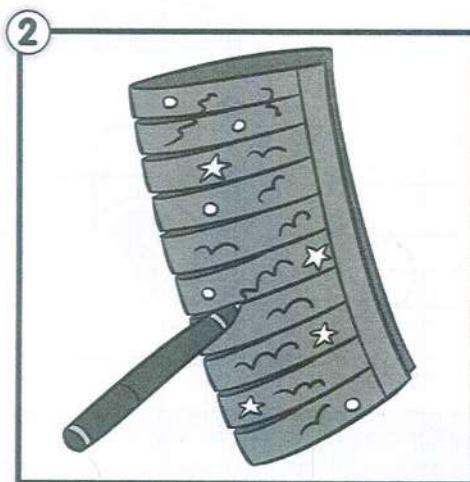

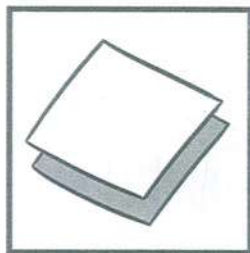
ABCDEFGHIJKLMNOPQRSTUVWXYZ


Let's decorate!






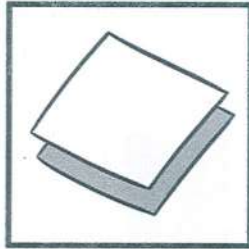
Look and make a lantern

You need:



 Look and make a christmas tree

You need:




 Go to page 95

The birthday party



1 Listen, cut and stick

1




2



3



4



5



6



Let's help!



1 Look and put a (✓) or a (X)



2 Read and draw

I help my family

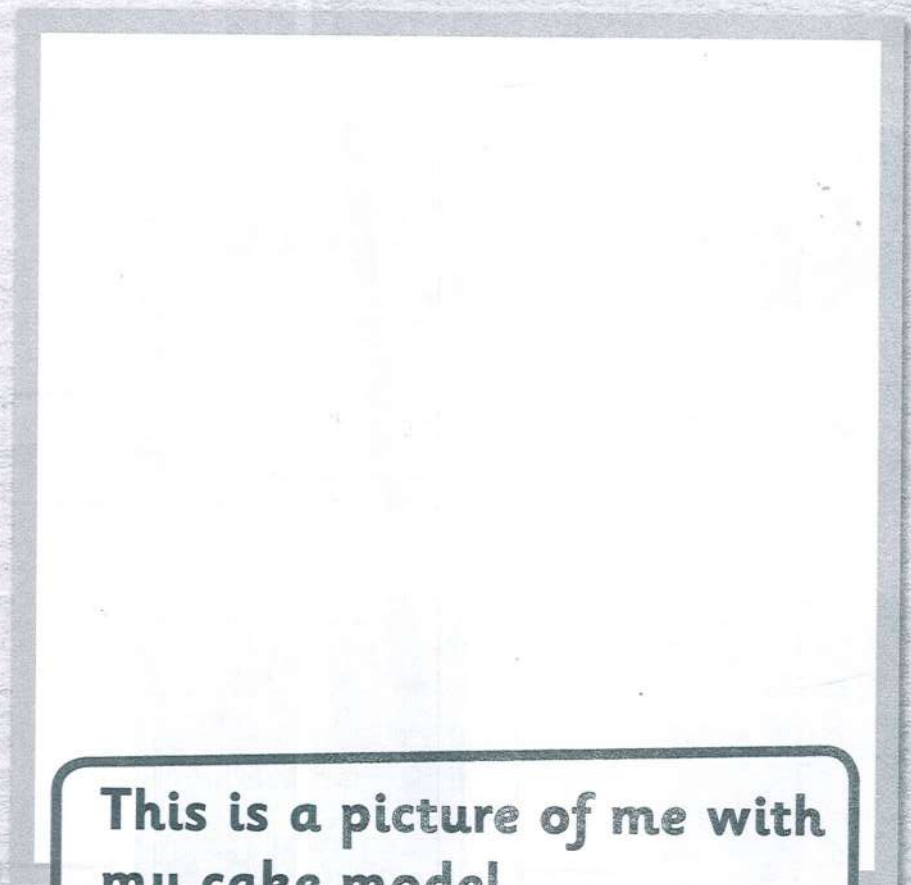
A cake model



1 Color and say



2 Draw or stick and share



This is a picture of me with my cake model.

Language: *It's my cake.*

Project: A cake model

Show and tell



1 Look and say

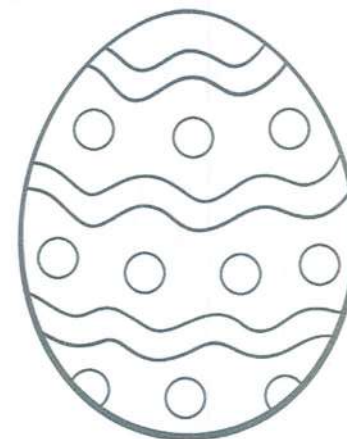


2 Think and color

Unit 4



3 Color, cut and stick



Unit 4

Teacher assessment



Language: Happy (Sham el Nessim)!



Go to page 85

My little story book

(Cut and fold to make a story book.)

What's this?



It's a fox in a box!

fold

My name: _____


The zoo

What's this?



It's a zebra.

What are these?



They're yellow ducks.

fold


What's this?



It's a bee.



Stone Soup



By Nicola Gardner

Illustrated by Iole E Rosa

Stone Soup



Look and write


illustrator

stone

pot

boy

author



.....

.....

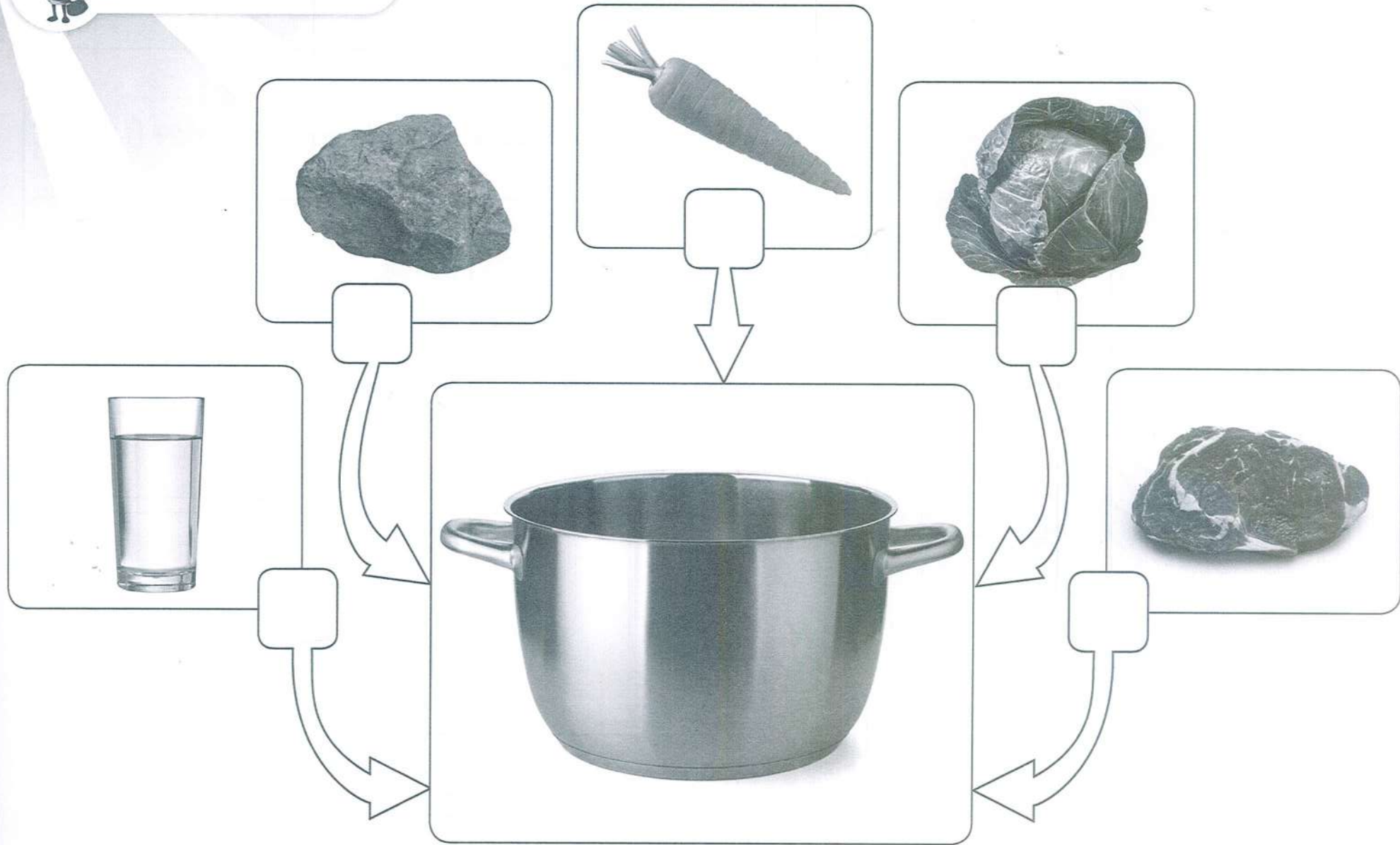
.....

.....

.....



Look and number






1 Look and read




2 Draw your stone soup



3 Trace



It's yummy!



This is my soup.



Review

Review Vocabulary




Point and say. Circle the odd one out


1



2



3



4



Revision of vocabulary from units 1-4



1 Listen and choose. Then say and play

1

2

3

4

5


6

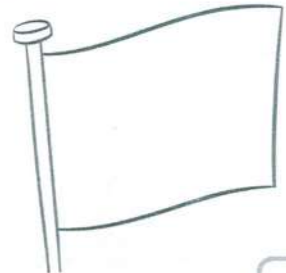
Revision of vocabulary from units 1-4

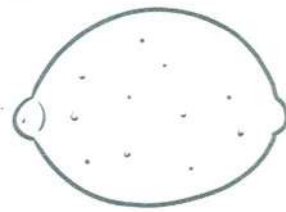


1 Listen and write. Color, think and say


k w g f l y x q v z


1 

2 


3 

4 

5 

6 

7 

8 

9 

10 

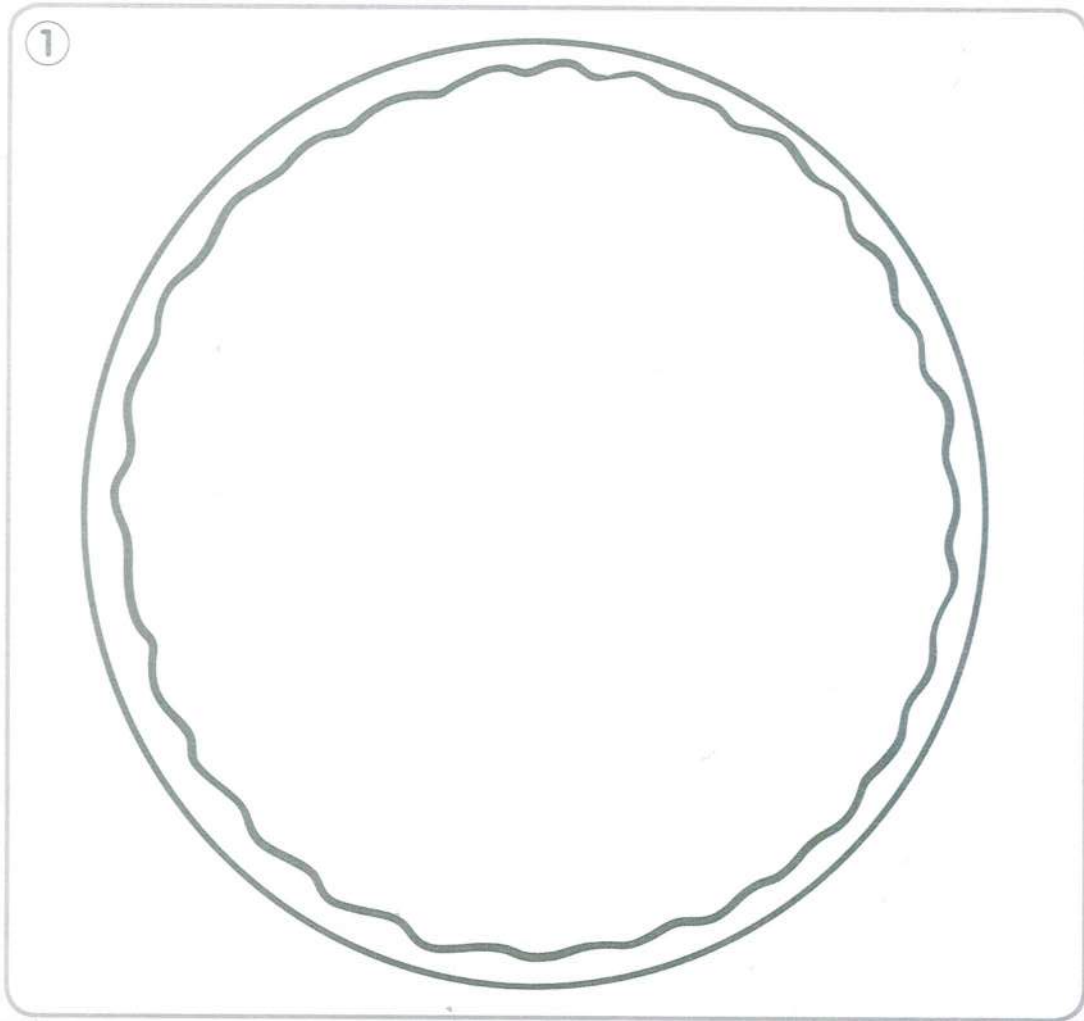
Revision of sounds from units 1-4



1 Cut and stick, draw and color




2 Point and say



Go to page 95

Revision of language and vocabulary from units 5-8



Unit1 I can jump





Unit 4 It's a party



Unit 3 Let's go outside!



Unit 2 My community




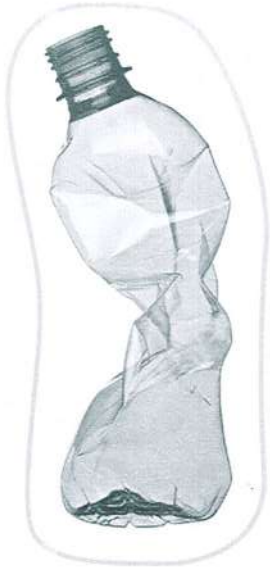


Unit 1 I can jump!






Unit 2 My community





Unit 3 Let's go outside!









Unit 3 Let's go outside!




Unit 3 Let's go outside!








Unit 4 It's a party!









Egyptian International Publishing Company – Longman



10a Hussein Wassef Street
Messaha Square
Dokki
Giza
Arab Republic of Egypt

Copyright © 2019 held jointly by special agreement between the Egyptian Ministry of Education and Technical Education and the Egyptian International Publishing Company – Longman



York Press Ltd.
322 Old Brompton Road
London SW5 9JH
England

Pearson Education Limited

Edinburgh Gate
Harlow
Essex CM20 2JE
England
And Associated Companies throughout the world

First published 2019

This impression 2019

ISBN 978-977-16-1540-8

Deposit 14458/2019

Printed by Al Ashraaf Printing House

All rights reserved; no part of this publication may be reproduced, stored in a retrieval system, or transmitted in any form or by any means, electronic, mechanical, photocopying, recording, or otherwise, without the prior written permission of the copyright holders.

Acknowledgements

Photographs sourced by the Egyptian Publishing Company – Longman and York Press
The Publishers are grateful to all those who have given permission to reproduce copyright material.

Alamy/ RichardBakerEgypt for p19 farmer / Xinhua for p57 and p69 Sham el Nessim / ZUMA Press, Inc. for p57 and p69 Christmas; istockphoto/ Gannet77 for p18 author / mixetto for p28 top / fatihhoca for p28 bottom left / Liliboas for p38, p40 and p77 flower / GlobalP for p40 2a / penyushkin for p53 / kali9 for p56 left and right / JSABBOTT for p67 top left / Alex Potemkin for p67 bottom right; Shutterstock/ stuar for pii and p29 robot / Etaphop photo for pii and piv cap / JIANG HONGYAN for pii and piii rabbit / Maks Narodenko for pii 4 and piii tomato / stockphoto-graf for pii 5 / Sylwia Brataniec for pii 6 / IhorL for pii 7 / pathdoc for pii 8 / Olesia Bilkei for pii 9 / mffoto for piii and p29 train / Pakhnyushchy for piii jacket / Kyselova Inna for piii and p75 cabbage / jaroslava V for piii giraffe / Nadiia Korol for piii doll / shippee for piii shorts / DUSAN ZIDAR for piii salad / Eric Isselee for piii monkey and p46 2 / Jesus Cervantes for piii and p29 teddy / iprachenko for piii skirt / GlobalPainting for piv 1 / Alter-ego for piv 2 / horiyan for piv 3 / Africa Studio for piv 5 and p4 3b, p4 4a and p18 science / Dave Pot for piv 6 and p4 1a / 3DMI for piv 7 / stockyimages for p4 1b and p77 jump / Ljupco Smokovski for p4 and p77 kick, and p55, p77 and p78 cake / Pavel Ilyukhin for p4 2b and 4b / Cassiohabib for p4 3a and p77 swim / MidoSemsem for p18 baker / Jack. Q for p18 farmer / Chad McDermott for p18 firefighter / Stock Up for p18 and p77 doctor / k_samurkas for p19 and p78 author / michaeljung for p19 doctor / Elnur for p19 and p78 scientist / Flashon Studio for p19 and p77 firefighter / wavebreakmedia for p19 and p77 baker / DoublePHOTO studio for p21 girl / Pocholo Calapre for p21 a / Roserunn for p21 b / Cartarium for p21 c / Alexey Fedorenko for p21 d / Papava for p28 bottom right / Picsfive for p29 1 / Pack for p29 3 / Somchai Som for p29 5 / Alfa Photostudio for p29 toy box / AlexLMX for p29 recycling box / schubbel for p38 and p78 bees / Ambient Ideas for p38, p40 and p77 butterfly / stockphoto mania for p38 and p77 birds / Ronald Summers for p38 and p78 plants / Meryll for p40 1b / Pichit Sansupa for p40 1c / Antagain for p40 2c / Onkamon for p42 1 / Guenter Albers for p42 2 / LeManna for p42 3 / ESB Professional for p42 4 / MarcusVDT for p46 1 / fotomirk for p46 3 / Nils Z for p46 and p77 yogurt / M. Schuppich for p46 6 / Standard Studio for p46 7 / MrFisher for p55 and p78 pizza / pukach for p55 and p77 balloon / tacar for p55 yogurt / NuttoKung for p55 juice / stockcreations for p55 ice cream / Elena Schweitzer for p55 and p77 decorations / arapix for p57 and p69 Eid / Mahmoud Batran for p57 and p69 New Year / A3pfamily for p60 invite / stefanolunardi for p60 arrive / MNStudio for p60 clean up / Brilliant Eye for p60 set up / witty234 for p60 eat / Asier Romero for p61 1 / nelea33 for p61 2 / Syda Productions for p61 3 / Tetyana Kaganska for p61 4 / PAKULA PIOTR for p61 5 / Patryk Kosmider for p62 zebra / didesign021 for p62 vet / photomaster for p62 quack / kvsan for p62 and p63 van / Khosro for p62 queen / FamVeld for p62 and p63 zoo / igor kisselev for p67 top right / Ulza for p67 bottom left / Andrey_Kuzmin for p75 water / Wichian286 for p75 stone / Valentina Razumova for p75 carrot / Evgeny Karadaev for p75 pot / MaraZe for p75 meat / wavebreakmedia for p78 sisters / tobkatrina for p78 brothers / urfin for p89 newspaper / Picsfive for p89 bottle / MNI for p89 bag / Somchai Som for p89 paper ball / sylvrob1 for p89 box / eNjoy iStyle for p89 caps

Commissioned photography by Emad Allam

Illustrators: Ilias Arahovitis (Beehive Illustration), Henrique Brum (Beehive Illustration), Fhiona Galloway (Beehive Illustration), Gary Joynes (Beehive Illustration), Adam Linley (Beehive Illustration), John Lund (Beehive Illustration), Faye Robson (Beehive Illustration)

Every effort has been made to trace the copyright holders and we apologize in advance for any unintentional omissions. We would be pleased to insert the appropriate acknowledgement in any subsequent edition of this publication.

Connect Plus is a new and innovative course specially designed for learning based on life skills and citizenship education.

- Exciting stories, catchy songs and motivating craft activities
- Engaging characters that children will identify with
- Pre-emergent reading and writing skills including phonics
- A syllabus for learning new age-appropriate skills for home and school
- An emphasis on values for young learners

Connect Plus provides the complete package for learning based on life skills and citizenship education.

Student's Book

Activity Book

Teacher's Guide


Class Audio CD

Flash Cards

Posters

Digital materials available on the Egyptian Knowledge Bank

Connect Plus has been designed in alignment with the curriculum framework set by the Ministry's Center for Curriculum and Instructional Materials Development (CCIMD).



www.connectforegypt.com



Size 29.7 x 21 cm
Extent 112 pp
Color 4/1
Grammage 240/80 gm